

600176

2023

1

<http://www.sse.com.cn>

2

3

4

5

				2023
1,766,006,040.21	,	2023	1,795,784,562.51	
2023		4,003,136,728	10	2.75
2023		1,100,862,600.20		
				2023 12 31

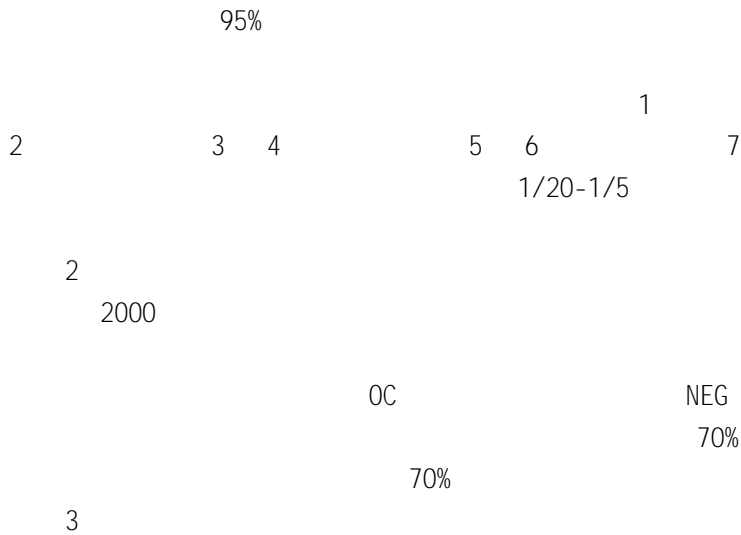
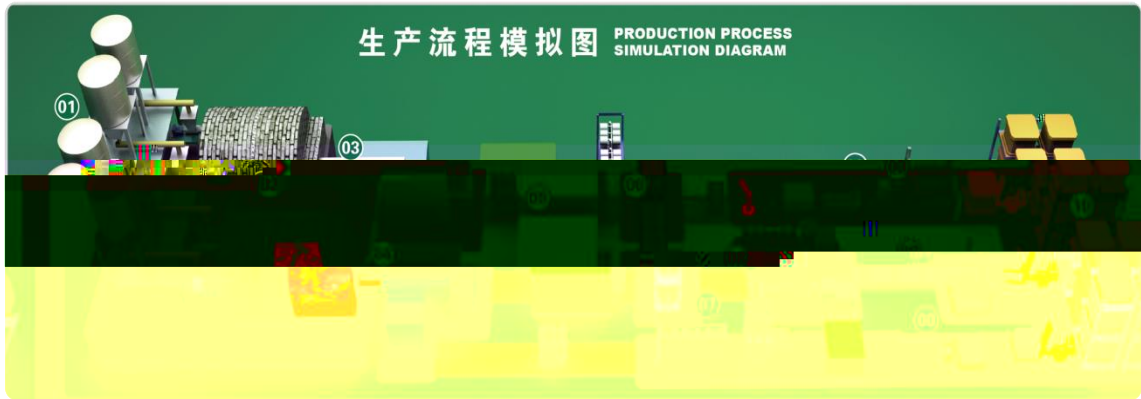
1

A			600176	

	318	318
	0573-88181888	0573-88181888
	ir@jushi.com	ir@jushi.com

2

1



35% 29% 14% 12% 10%

34% 16% 21% 14% 15%

5G

" " " "

4

17 20

8.36

99.06%

248.14

1,442,251.90

3

3.1 3

	2023	2022	(%)	2021
	52,073,958,059.20	48,633,670,688.89	7.07	43,828,317,484.55
	28,642,001,801.65	27,597,668,458.05	3.78	22,567,564,914.67
	14,875,802,391.80	20,192,222,964.59	-26.33	19,706,882,079.97
	3,044,441,957.13	6,610,015,911.86	-53.94	6,028,473,746.53
	1,897,932,714.83	4,377,021,554.19	-56.64	5,150,099,734.87
	867,222,853.35	4,124,060,977.31	-78.97	5,981,158,526.45
%	10.91	26.52	15.61	30.15
	0.7605	1.6512	-53.94	1.5059
	0.7605	1.6512	-53.94	1.5059

3.2

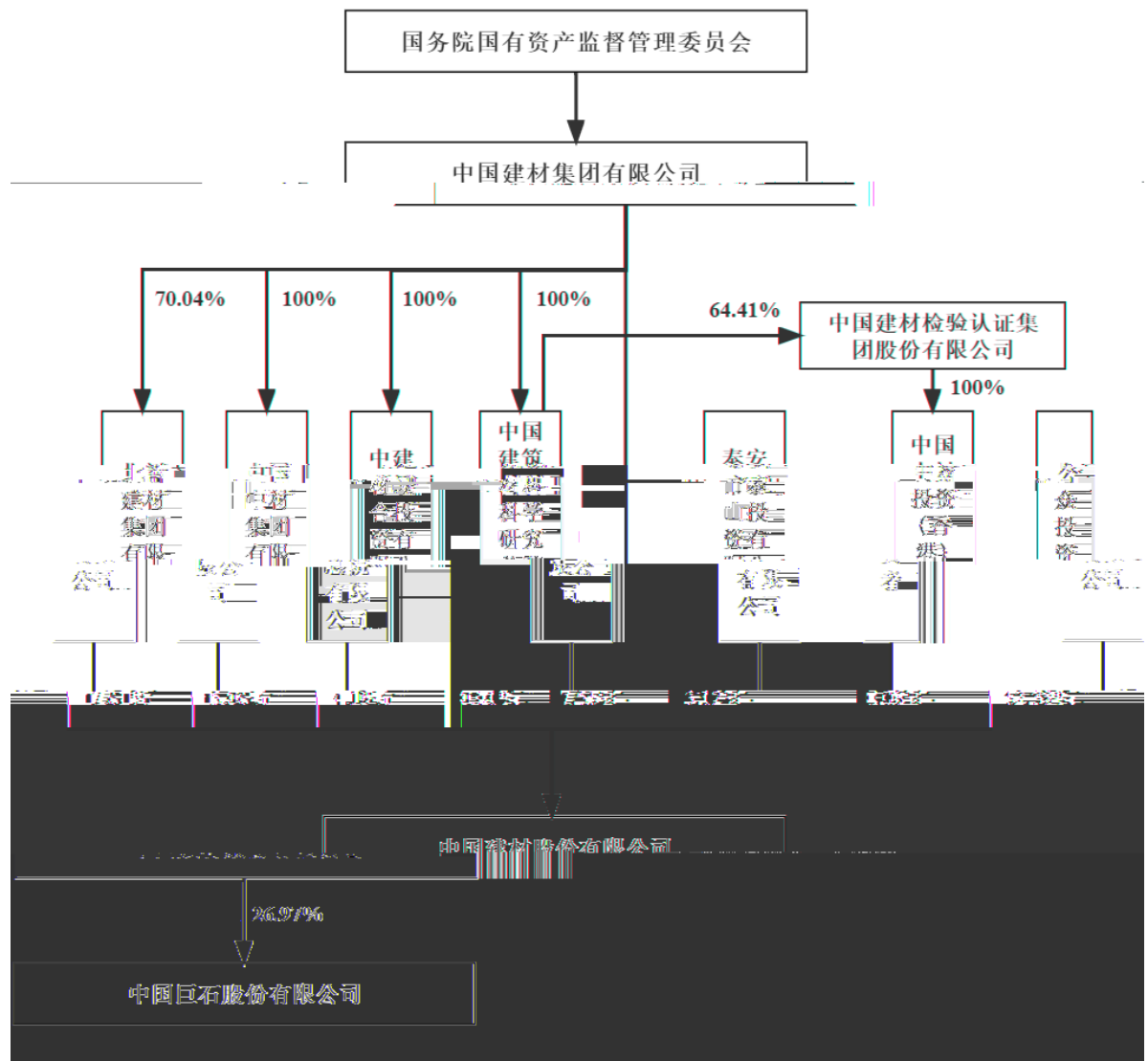
	1-3	4-6	7-9	10-12
	3,671,172,468.58	4,158,371,203.79	3,595,937,693.37	3,450,321,026.06
	921,110,923.14	1,141,923,713.43	610,879,096.34	370,528,224.22
	494,061,284.34	776,347,393.68	353,983,199.96	273,540,836.85
	-1,111,485,956.03	1,477,313,097.60	119,088,875.17	382,306,836.61



4.2



4.3



4.4

5

5.1

						%
2021	21 01	185081	2024-12-06	200,000,000		3.14
2022	22 01	185458	2025-03-04	800,000,000		3.07
2021	21 GN001	132100037	2024-04-19	500,000,000		3.61
2023	23 SCP005	012383040	2024-05-11	500,000,000		2.3

5.2

2021	
2022	
2021	
2022	
2023	
2023	
2023	
2023	

5.3

5.4 2

	2023	2022	%
%	42.39	40.79	1.60
	1,897,932,714.83	4,377,021,554.19	-56.64
EBI TDA	0.2791	0.5134	-45.64
	9.92	20.61	-51.87

1

304,444.20

1,487,580.24

53.94%

26.33%

2